

HAMILTON®

The Official Guide



CartsAndTrailers.com (888) 699-7164
1637 Dixie Highway, Hamilton, OH 45011-4087

Conquer Any Job with Hamilton.

Choose from 100s of stock carts and trailers, or custom solutions to meet your heavy industry needs.

Forged loop-type towing tongue protects load during transport.

Forged steel lashing ring controls 15,000-pound load.

Low 11" deck height with heavy-duty mounted casters.

INDUSTRY: Oil and Gas LOAD CAPACITY: 15,000 lbs.

To kick oil production into high gear, one of the largest natural gas suppliers tapped Hamilton for a custom four-wheel steer trailer.

Ordering Is Simple. Lay Your Custom Specs on Us.

Custom carts and trailers are often complex. But the ordering process isn't. Here's how Hamilton makes it simple:

1. Let's chat. We gather all the facts about the job – conference call or on-site visit.
2. Estimate prepared in three days.
3. Order placed.
4. 3D rendering created within 5 days of ordering.
5. Production begins.
6. Construction completed within 20 working days.
7. Final product shipped. FOB. Hamilton, OH. Routing by Hamilton.

Ready to get started? Call us at (888) 699-7164 or submit a free quote request at CartsAndTrailers.com



Trailers

Heavy industry soars with Hamilton trailers in tow. From fifth-wheel steer trailers that haul airplane wings, to caster-steer trailers that keep distribution centers lean.

HAMILTON.
The Toughest on the Planet.




Four-wheel steer
Also known as double fifth-wheel or quad steer, tow long trains through narrow factory aisles.



Fifth-wheel steer
Like the wagon you pulled as a child, but with loads up to 100,000 pounds.



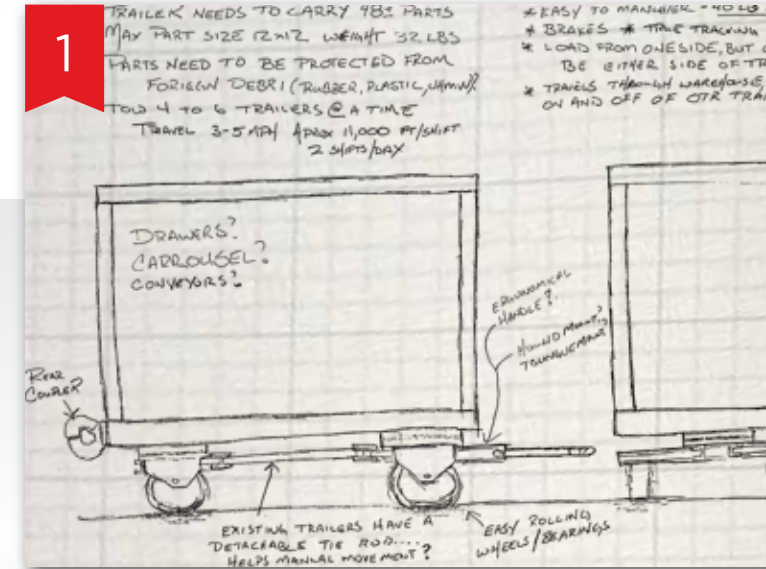
Caster steer
Push by hand, or tow materials from the warehouse to the shop floor.



Auto steer
With precision turning and load stability, this trailer steers like your car.

The Birth of a Factory Floor Workhorse

Conceptual Drawing



Every custom job starts with an empty canvas and collaboration with our engineers.

3D Rendering



Once everything adds up on paper, it's time to test it to spec with a CAD rendering.

Finished Product



What began on a sketchpad has morphed into a 2,000-pound-toting steel workhorse.

Carts

The toughest carts on the planet. Built to haul thousands of pounds, roll under years of abuse and improve warehouse efficiency.



Order picker
Cut stock-picking costs by 50% or more with a cart specially designed for forklift operations.



Rugged all steel
Our most durable and lightweight carts move up to 5,000 pounds.



Wood-in-steel platform
Quietly protect loads with a hardwood deck and rugged steel frame that lasts for decades.



All-wood title type
Extremely versatile truck, handcrafted from kiln-dried hardwood. Turns 360° in its own length.



Shelf carts with non-skid mat
Prevents incidental damage with cart. Two or three-shelf models available.

Hand Trucks

Eliminate workplace injuries and operator fatigue with Hamilton's smooth-handling, lightweight hand trucks.



A-frame truck
Easily load and maneuver sheets, drywall, plywood and other types of panels up to 1,500 pounds.



Stainless steel
Resists dirt and other contaminants for chemical factories, food facilities and "clean" environments.



Steel drum handling (pallet loading)
Added rear wheels to easily load drums and barrels onto pallets.



Steel drum handling
Move metal drums, wood barrels and open fiber drums up to 1,000 pounds with this self-standing model.



Wood-lined cradle
Hardwood cradle with heavy-duty steel frame for cylindrical-shaped loads up to 4,000 pounds.



Wood-padded steel
Durable hardwood contact pads offset weight to protect 3,000-pound loads from damage.

Couplers

Put Hamilton on the hook. Couplers, our version of heavy-duty glue, keep towed carts and trailers of all sizes together.



Heavy-duty ball
Automatic coupler for trailers up to 8,000 pounds. Just back toward the ball, and two will engage each other.



Jaw coupler
Automatic coupler for trailers up to 8,000 pounds. Popular with trains.




Loop-type coupler
The most basic and popular trailer-hitch type. All it needs is a hook.



Pintle-hitch
The one coupler to rule them all with load capacities up to 100,000 pounds. For the heaviest of heavy duty.

Putting Our Durability to the Test

Before any Hamilton trailer hits the factory floor, our engineers run a finite element analysis (FEA). How does it handle an oversized load? Is it stable? Is weight properly distributed? This method ensures durability and longevity.



Riding on Our Famous Casters

The recipe for our rugged carts and trailers starts with our famous casters. Made in our Hamilton, Ohio, factory, they help tackle material handling's heaviest and most complex jobs.

From swivel casters that easily navigate factory gridlock, to heavy-duty builds that tote 60 tons each, there's a Hamilton for the job. No matter the application.

Get Technical with Case Studies and White Papers



Design Principles of In-Plant Trailers

Hamilton carts trail better. We can prove it, too, with a white paper that features hard-hitting data from the experts who make them.



Lean Principles of In-Plant Trailers

Learn how 68 custom trailers helped a major engine manufacturer go lean, and cut costly time from assembly.

Download a PDF version at CartsAndTrailers.com/whitepapers or call (888) 699-7164.

PRONTO® EXPRESS SHIPPING

We understand downtime means lost revenue. That's why, with PRONTO®, nearly all of our stock carts and trailers ship within 2-3 days at no extra charge. For emergencies, our priority guaranteed services ensures blazing fast delivery.

Backed by the Industry's Best Warranty

Roll with confidence. Hamilton offers **the only three-year warranty in the industry.**

HAMILTON
CartsAndTrailers.com